

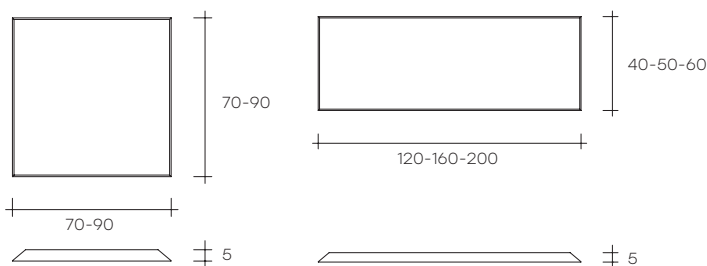
mirage

DESIGN
DANIEL LIBESKIND

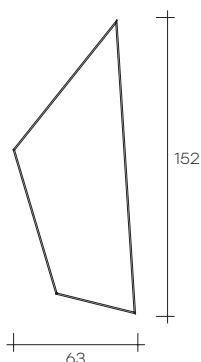
modello registrato
registered model

Specchio da parete con retrocornice in alluminio finitura brill. Lo specchio offre sia un'ampia gamma di misure che un'ampia possibilità di customizzazione. Possibilità di appendamento verticale od orizzontale.

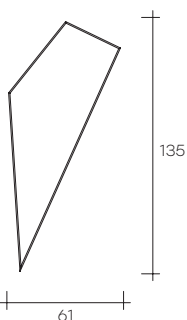
Wall mirror with brill finish aluminium rear frame. The mirror is available in a wide range of sizes and offers several customization solutions. Possibility of hanging vertically or horizontally.



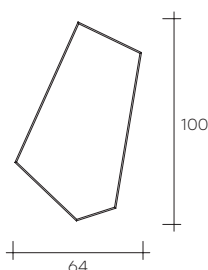
MODULO A
MODULE A



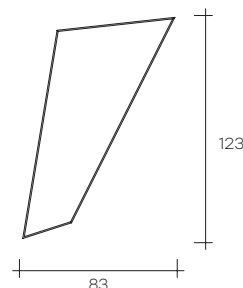
MODULO B
MODULE B



MODULO C
MODULE C



MODULO D
MODULE D



dimensioni L, P, H
dimensions L, W, H
(cm)

COD./CODE

L

P/W

H

peso netto
net weight
(kg)

peso lordo
gross weight
(kg)

volume imballo
package volume
(m³)

Specchio da parete quadrato.
Wall square mirror.

MI/7070

70

5

70

9

18

0,10

MI/9090

90

5

90

14

26

0,15

Specchio da parete rettangolare.
Wall rectangular mirror.

MI/120

120

5

40

9

19

0,10

MI/160

160

5

50

14

28

0,15

MI/200

200

5

60

20

38

0,22

Specchio da parete.
Wall mirror.

MI/A

152

5

63

11

25

0,16

MI/B

135

5

61

10

20

0,12

MI/C

100

5

64

10

20

0,10

MI/D

123

5

83

11

24

0,15

FINITURE SOLO VETRO SPECCHIO CENTRALE
CENTRAL MIRROR GLASS FINISH

SPESSORE
THICKNESS

Vetro extralight _ Extralight glass

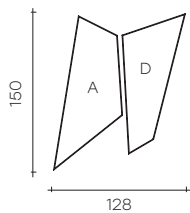
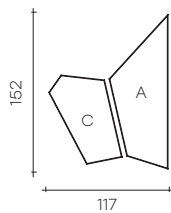
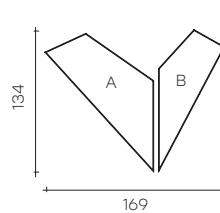
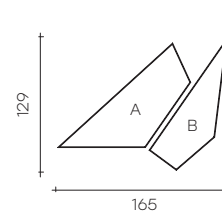
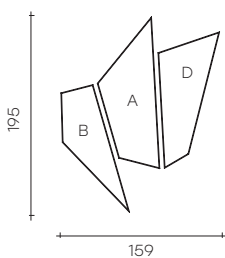
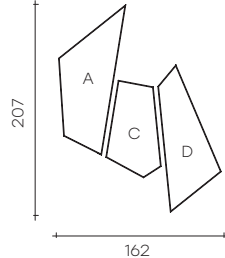
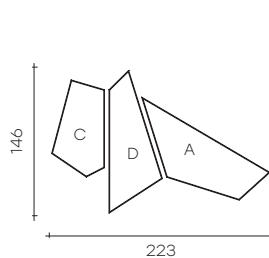
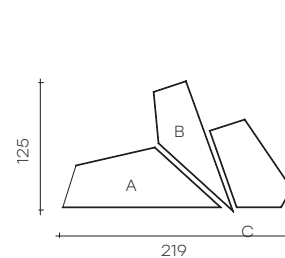
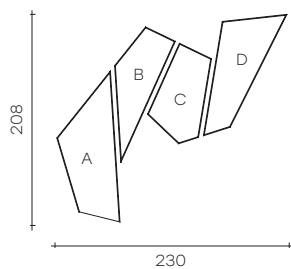
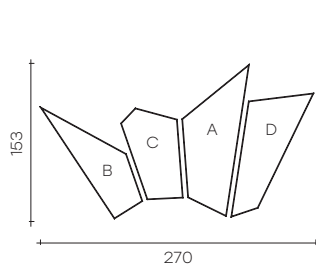
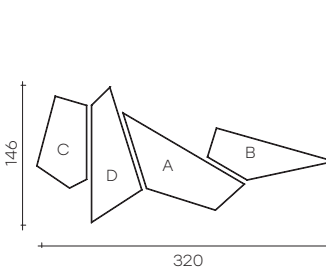
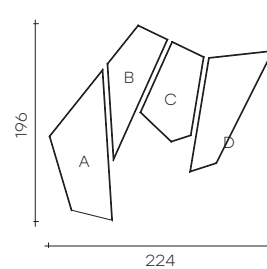
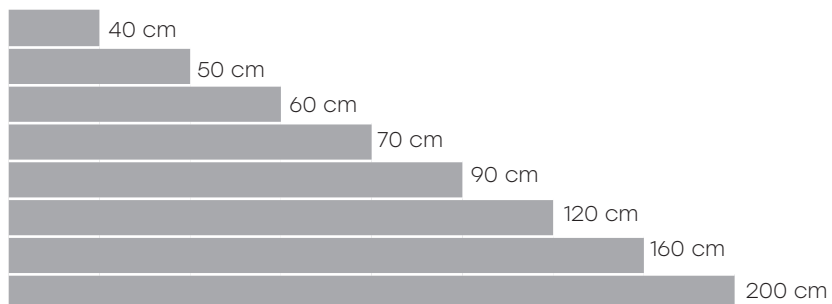
5 mm

Vetro fumè _ Smoked glass

5 mm

Vetro bronzo _ Bronze glass

5 mm

COMPOSIZIONI REALIZZATE CON 2 MODULI / COMPOSITIONS MADE USING 2 MODULES
COMP. 2.1
COMP. 2.1

COMP. 2.2
COMP. 2.2

COMP. 2.3
COMP. 2.3

COMP. 2.4
COMP. 2.4

COMPOSIZIONI REALIZZATE CON 3 MODULI / COMPOSITIONS MADE USING 3 MODULES
COMP. 3.1
COMP. 3.1

COMP. 3.2
COMP. 3.2

COMP. 3.3
COMP. 3.3

COMP. 3.4
COMP. 3.4

COMPOSIZIONI REALIZZATE CON 4 MODULI / COMPOSITIONS MADE USING 4 MODULES
COMP. 4.1
COMP. 4.1

COMP. 4.2
COMP. 4.2

COMP. 4.3
COMP. 4.3

COMP. 4.4
COMP. 4.4

MISURE PROFILI STANDARD _ STANDARD PROFILES SIZES

Dimensione su richiesta: min. 40x40 cm - max. 200x120 cm

Custom dimension: min. 40x40 cm - max. 200x120 cm